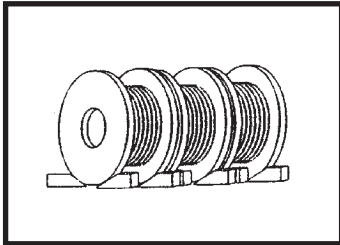




## HOW TO HANDLE CABLE REELS



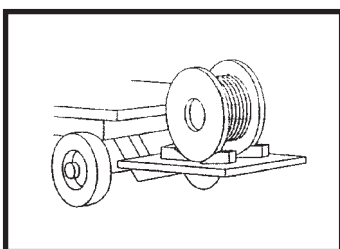
Always load and store large reels upright on their flanges and block securely.




Reels can be hoisted with a properly secured shaft extending through both flanges.




Cradle both reel flanges between fork lines.




Lower reels from a truck using a hydraulic gate, hoist or fork lift. **LOWER CAREFULLY.**



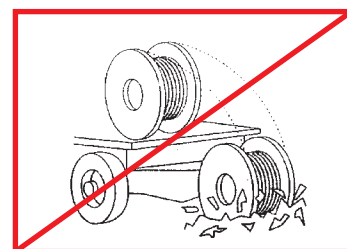
Uprighted heavy reels will often be damaged. Small dia. or light reels may be flopped and stacked.



Do not lift by the top reel flange. Cable or reel may be damaged. Fork under bottom flange is acceptable.



Never allow fork tines to touch the cable surface or reel wrap.



Never drop reels.